


- < 2 kV
- 95%
-
-
-
-
- 10.9 Tc=70°C
- 2 kV, 4 kV
- Class I
- Zhaga 13
- 5



LMT-160SxxxSTF 160W IP20 LED 198-264 Vac

	Ž ž		Ž ž			Ž ž	Ž ž	
340-700mA	500-700mA	340mA	198~264 Vac 190~250 Vdc	137-320Vdc	160W	95.0%	0.98	LMT-160S070STF
500-1050mA	700-1050mA	500mA	198~264 Vac 190~250 Vdc	91-229Vdc	160W	94.5%	0.98	LMT-160S105STF
850-1500mA	1050-1500mA	850mA	198~264 Vac 190~250 Vdc	64-153Vdc	160W	94.5%	0.98	LMT-160S150STF

- 1 160W
- 2 220-240Vac
- 3 220Vac " "

	198 Vac	-	264 Vac	190~250 Vdc
	47 Hz	-	63 Hz	
	-	-	0.70 mA	IEC60598-1; 240Vac/60Hz
	-	-	0.85 A	100% 220Vac
I^2t	-	-	2.85 A ² s	220Vac 25 10%Ipk- 10%Ipk = 456 s
	0.90	-	-	220~ 240Vac, 50-60Hz, 70% ~ 100%
	-	-	20%	(112-160W)
	-	-	10%	220~ 240Vac, 50-60Hz, 75% ~ 100%
				(120-160W)

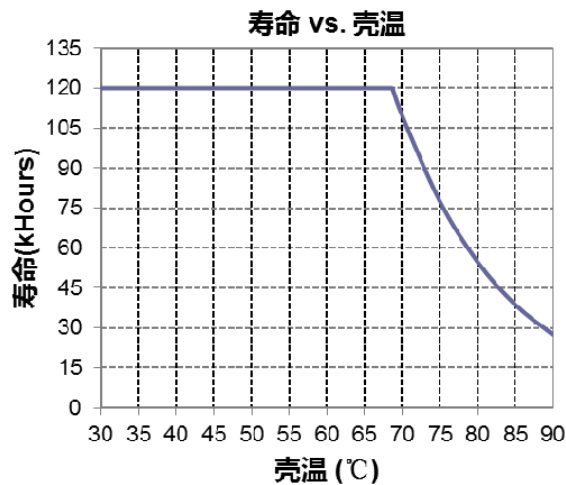
	-5%loset	-	5%loset	100%
(loset) LMT-160S070STF LMT-160S105STF LMT-160S150STF	340 mA 500 mA 850 mA	- - -	700 mA 1050 mA 1500 mA	
LMT-160S070STF LMT-160S105STF LMT-160S150STF	500 mA 700 mA 1050 mA	- - -	700 mA 1050 mA 1500 mA	
(pk-pk)	-	30%Iomax	50%Iomax	100% 20 MHz BW
< 200 Hz (pk-pk)	-	2%Iomax	-	100%
	-	-	10%Iomax	100%
	-	-	400 V	
	-	-	± 1%	100%
	-	-	± 5%	
	-	-	0.5 s	220-240Vac 70%-100%
	-	0.06%/°C	-	= 0°C - Tc

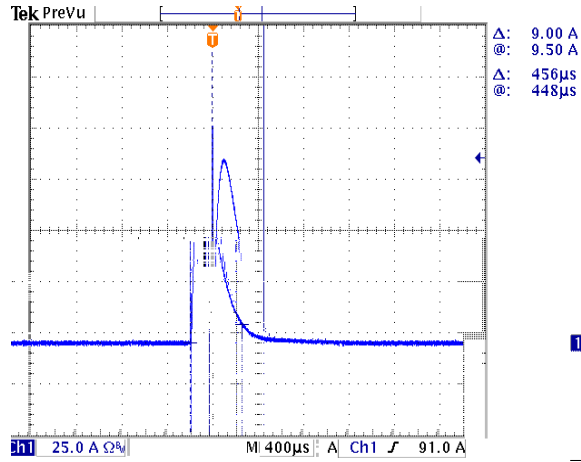
@220Vac: LMT-160S070STF Io= 500 mA Io= 700 mA LMT-160S105STF Io= 700 mA Io=1050 mA LMT-160S150STF Io=1050 mA Io=1500 mA	93.0% 92.5% 92.5% 92.0% 92.5% 91.5%	95.0% 94.5% 94.5% 94.0% 94.5% 93.5%	- - - - - -	100% 25° 2%	
	-	398,000 Hours	-	220Vac 25 80% (MIL-HDBK-217F)	
	-	109,000 Hours	-	220Vac 80% 70	
	-40°C		+90°C		
	-40°C		+75°C	5 : 10% RH to 90% RH;	
	-40°C	-	+85°C	: 5% RH to 95% RH;	
(L x W x H) (L x W x H)	14.18 x 1.18 x 0.83 360 x 30 x 21				
	-	295 g	-		

ENEC & CE	EN 61347-1, EN 61347-2-13
CB	IEC 61347-1, IEC 61347-2-13
CCC	GB 19510.1, GB 19510.14
KS	KS C 7655
ENEC	EN 62384
<D @	
EN 55015/GB 17743 ⁽¹⁾	Conducted emission Test & Radiated emission Test

<D @	
EN 61000-3-2/GB 17625.1	Harmonic current emissions
EN 61000-3-3	Voltage fluctuations & flicker
<D J	
EN 61000-4-2	Electrostatic Discharge (ESD): 8 kV air discharge, 4 kV contact discharge
EN 61000-4-3	Radio-Frequency Electromagnetic Field Susceptibility Test-RS
EN 61000-4-4	Electrical Fast Transient / Burst-EFT
EN 61000-4-5	Surge Immunity Test: AC Power Line: Differential Mode 2 kV, Common Mode 4 kV ⁽²⁾
EN 61000-4-6	Conducted Radio Frequency Disturbances Test-CS
EN 61000-4-8	Power Frequency Magnetic Field Test
EN 61000-4-11	Voltage Dips
EN 61547	Electromagnetic Immunity Requirements Applies To Lighting Equipment

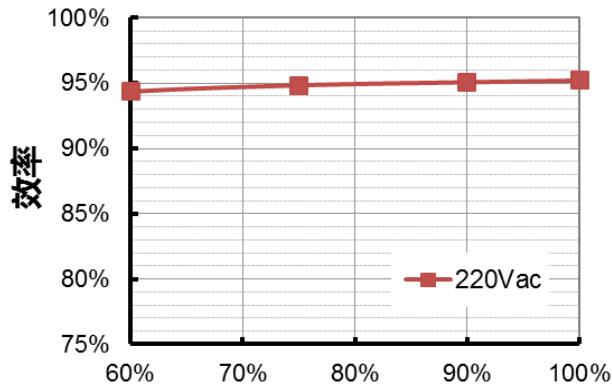
1 EMI () EMI
 2 CM-SRG
 (IEC 60598-1-10.2)





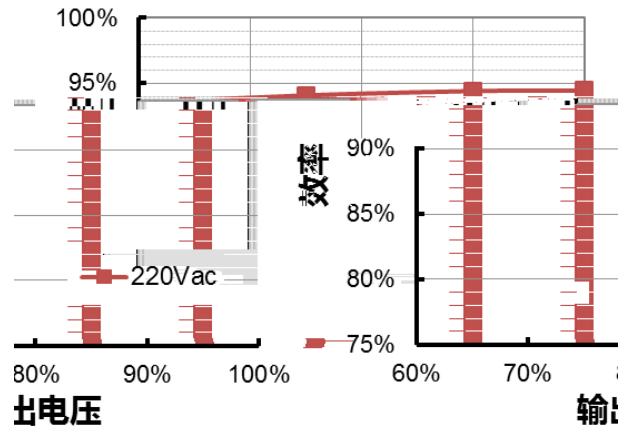
LMT-160S070STF(I_o=500mA)

效率 vs. 输出电压

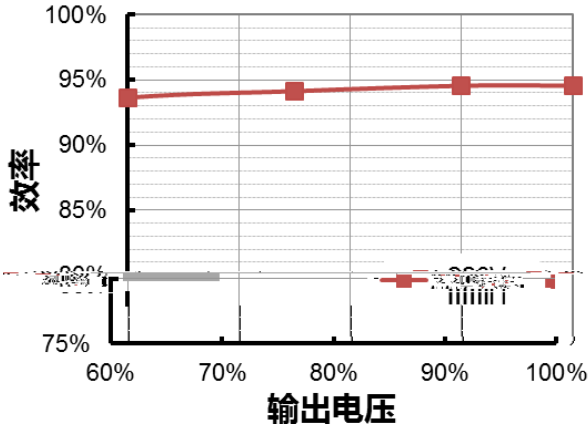


LMT-160S070STF(I_o=700mA)

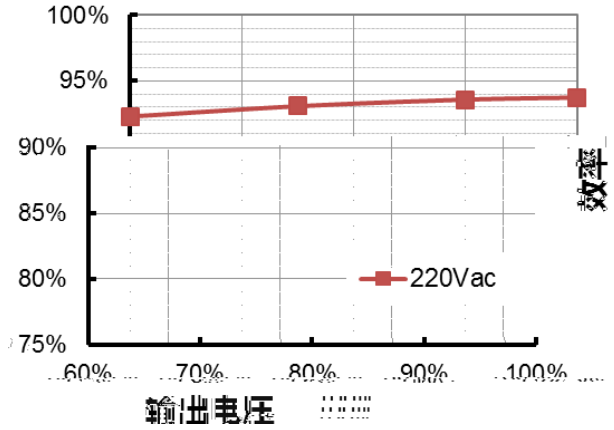
效率 vs. 输出电压



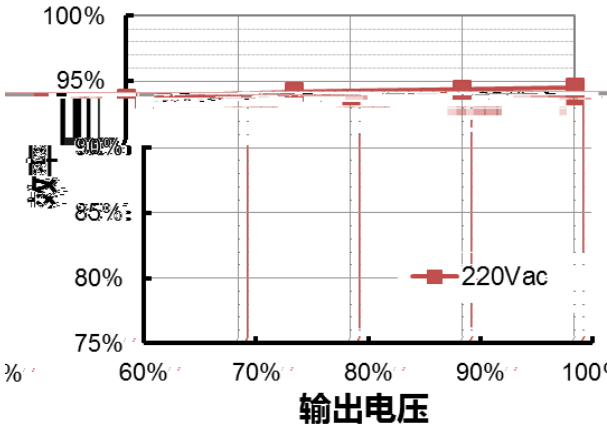
LMT-160S105STF($I_o=700mA$)
效率 vs. 输出电压



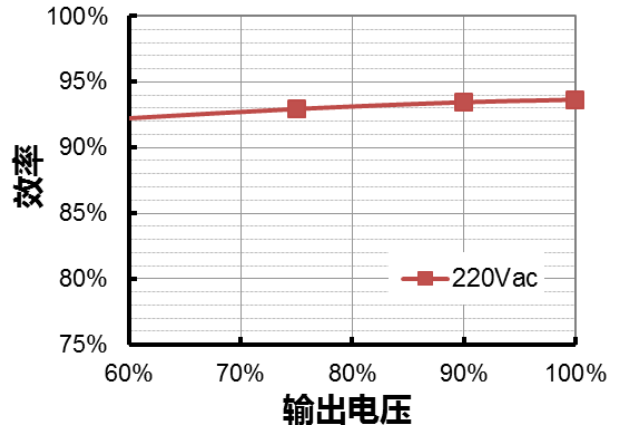
LMT-160S105STF($I_o=1050mA$)
效率 vs. 输出电压



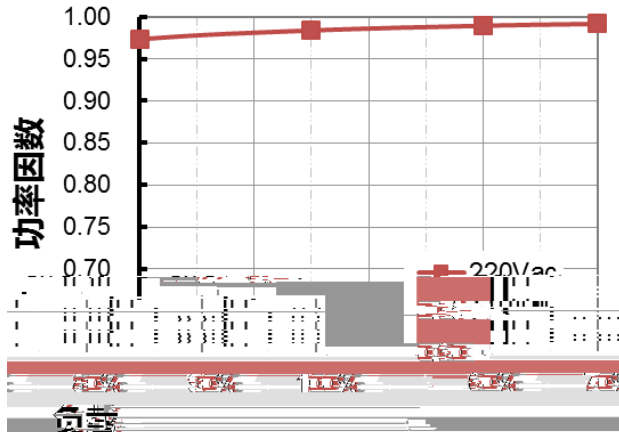
LMT-160S150STF($I_o=1050mA$)
效率 vs. 输出电压

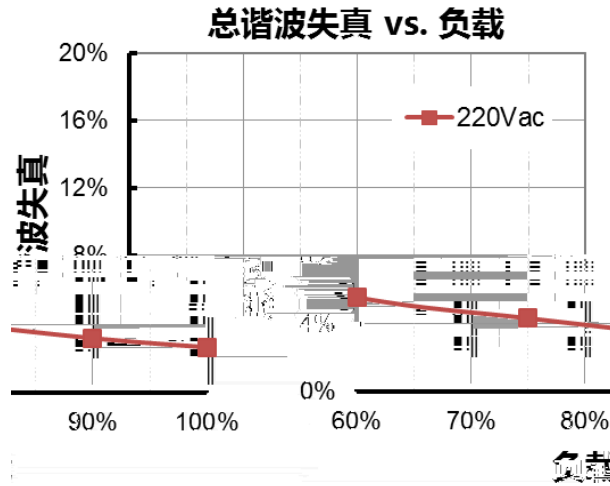


LMT-160S150STF($I_o=1500mA$)
效率 vs. 输出电压

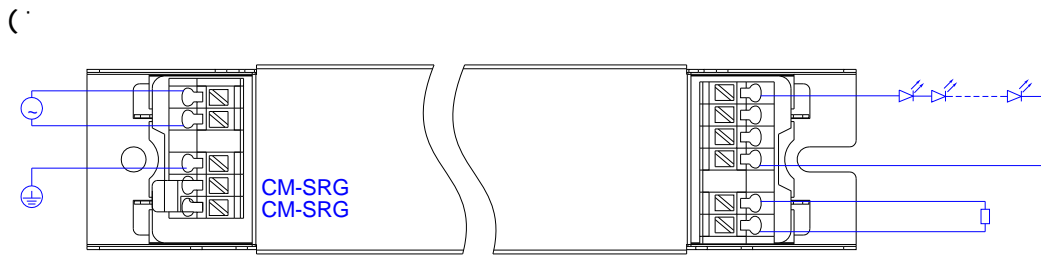


功率因数 vs. 负载





L, N,	/	0.5 mm ²	-	1.5 mm ²	45°
		20 AWG	-	16 AWG	
		8 mm	-	9 mm	
LED+, LED-, LED+, LED-, Iset+, Iset- CM-SRG CM-SRG	/	0.5 mm ²	-	1.5 mm ²	45°
		20 AWG	-	16 AWG	
		8 mm	-	9 mm	



● LMT-160S105STF

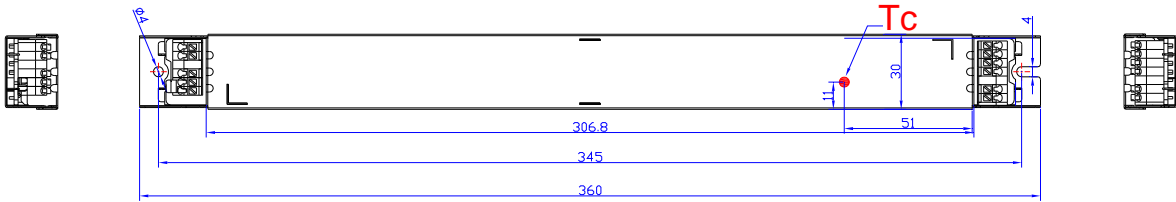
ž\kž	žj\kž			/
4.76 k	1050mA	91V	153V	
5.00 k	1000mA	91V	160V	
5.26 k	950mA	91V	169V	
5.56 k	900mA	91V	178V	
5.88 k	850mA	95V	189V	
6.25 k	800mA	100V	200V	
6.67 k	750mA	107V	214V	
7.14 k	700mA	115V	229V	
7.69 k	650mA	123V	229V	
8.33 k	600mA	134V	229V	
9.09 k	550mA	146V	229V	
10.00 k	500mA	160V	229V	

● LMT-160S150STF

ž\kž	žj\kž			/
3.33 k	1500mA	64V	107V	
3.45 k	1450mA	64V	110V	
3.57 k	1400mA	64V	114V	
3.70 k	1350mA	64V	119V	
3.85 k	1300mA	64V	123V	
4.00 k	1250mA	64V	128V	
4.17 k	1200mA	67V	133V	
4.35 k	1150mA	70V	139V	
4.55 k	1100mA	73V	146V	
4.76 k	1050mA	77V	153V	
5.00 k	1000mA	80V	153V	
5.26 k	950mA	84V	153V	
5.56 k	900mA	89V	153V	
5.88 k	850mA	94V	153V	

- 1.
- 2.

Iset



I f ? j

RoHS

2011/65/EU

EU 2015/863

2020-01-09	A		/	/